

Studying thermal conductivity of magnetic nanofluids in constant magnetic field

Maxim Pryazhnikov^{1,2,*}, *Andrey Minakov*^{1,2}, *Dmitriy Guzei*^{1,2}, and *Vladimir Zhigarev*¹

¹Siberian Federal University, 660041, Krasnoyarsk, Russia

²Institute of Thermophysics SB RAS, 630090, Novosibirsk, Russia

Abstract. The thermal conductivity of magnetic nanofluids in a constant magnetic field is investigated. The concentration dependence of the thermal conductivity coefficient of magnetic fluids based on water and iron oxide nanoparticles Fe_3O_4 in a constant magnetic field is obtained. The dependence of the thermal conductivity coefficient of nanofluid on the nanoparticles size in a magnetic field is obtained. The temperature effect on the thermal conductivity of magnetic nanofluid in a constant magnetic field is studied.

1 Introduction

Recently, ferromagnetic nanofluids are actively investigated (carrier fluid + iron oxides nanoparticles). A distinctive feature of ferromagnetic nanofluids is responsiveness to an external magnetic field. In the works of other researchers, the effect of increasing the thermal conductivity was observed. For example, in [1] was a 23 % increase in the thermal conductivity of nanofluid based on kerosene and Fe_3O_4 nanoparticles (10 nm in size and a 7.8 % volume concentration), and 300 % in the absence of a magnetic field. The authors of [2] investigated water-based nanofluids with Fe_3O_4 nanoparticles (10 nm in size and 5 % volume concentration) under the magnetic field action and observed a more than triple increase in thermal conductivity.

2 Experimental apparatus and procedure

Within the framework of our study we measured the ferromagnetic thermal conductivity of nanofluid in a constant magnetic field. Fe_3O_4 nanoparticles were used (nanoparticles powders of the «Plasmotherm», Moscow). Distilled water was base fluid. A standard two-step method was used to prepare nanofluids.

Measurement of thermal conductivity of nanofluids was carried out by the hot-wire method with a Wheatstone bridge circuit. Detailed description of the test bench and testing technique is given in [3]. Wheatstone bridge was used as the basis of the test bench instrumentation to measure an unknown electrical resistance of hot wire. Principle of measuring the thermal conductivity by the hot-wire method is based on a linear dependence

* Corresponding author: arrivent@yandex.ru

between the temperature rise of hot wire and the logarithm of heating time of the wire. A copper wire with a length of 200 mm and a diameter of 75 microns was used in the experiments. The wire was immersed in a vessel of diameter 32 mm containing 200 ml of the fluid under study.

Two permanent neodymium magnets with dimensions 50×30×10 mm were used to create a magnetic field. The magnetic field intensity around the magnet was measured with a milliteslameter TPU-02. The distribution of the magnetic field induction over the magnet is shown in figure 1. The maximum value of the magnetic induction near the magnet is of the order of 0.3T. In experiments, the magnets were located in the immediate vicinity of the measuring cell. Two cases of a magnetic field were considered (see figure 2): a magnetic field created by a single magnet (low magnetic field intensity) and a magnetic field created by two magnets (high magnetic field intensity).

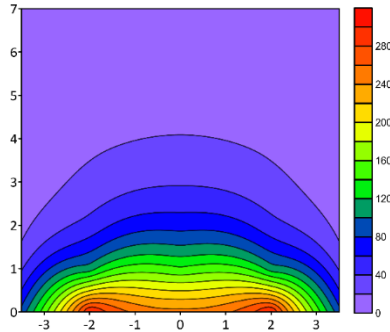


Fig. 1. The magnetic field induction over the magnet (mT).

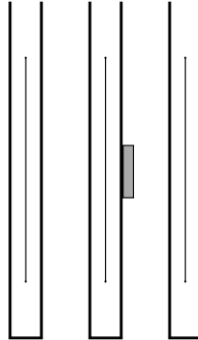


Fig. 2. The arrangement of magnets near the vessel.

3 Results and discussion

The effect of volume nanoparticles density on the thermal conductivity of nanofluid was studied. Fe_3O_4 nanoparticles of 50 nm average size were used. Two volume nanoparticles density in water of 1 and 2% are considered. It is found that the influence of magnetic field intensifies with increase of nanoparticles concentration. As a result of measurements the thermal conductivity of magnetic nanofluid is increased under the influence of magnetic field. For magnetic nanoparticles 2.2 and 2.8 times enhancement in thermal conductivity is achieved for 2 % nanoparticle concentration by the application low and high magnetic field intensity, respectively (see figure 3a). The thermal conductivity of magnetic nanofluid intensifies with increase of magnetic field intensity (see figure 3a). It should be noted that

with increasing magnetic field intensity, an increase and decrease in the thermal conductivity of a magnetic nanofluids can be observed [5, 6].

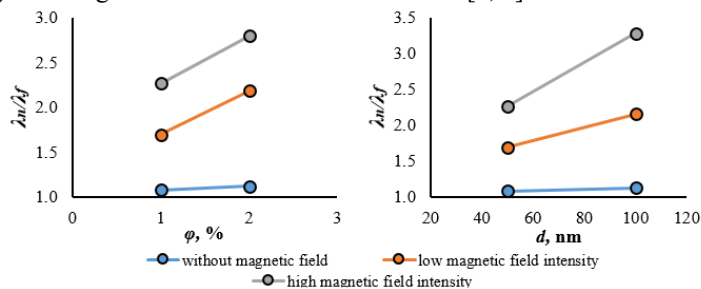


Fig. 3. Dependence of relative thermal conductivity coefficient of nanofluids on nanoparticle concentration (a) and on nanoparticle size (b).

It is established that the influence of magnetic field intensifies with increase of nanoparticles concentration. The thermal conductivity coefficient intensifies by 5% with an increase the nanoparticles concentration from 1 to 2% without a magnetic field, while increase amounts to 30% under the influence of the magnetic field (see figure 3a).

The nanoparticle size effect on the thermal conductivity of nanofluid in a magnetic field was investigated. The study was carried out for Fe_3O_4 nanoparticles. The volume nanoparticles density in water was 1%. Nanoparticles powders of 50 and 100 nm average size were considered. It is found that the thermal conductivity of nanofluid increases with the nanoparticles size, both under the influence of the magnetic field and without it. It was shown for the first time that the thermal conductivity coefficient of nanofluid increases under the influence of a magnetic field with increasing particle size.

The influence of nanoparticle size on the thermal conductivity of nanofluid in magnetic field is studied. The volume nanoparticles density in distilled water was 1%. Figure 3b shows the dependence of the relative thermal conductivity coefficient of the nanofluid (the ratio of the thermal conductivity coefficient of nanofluid to the thermal conductivity coefficient of base fluid) on the nanoparticles size in water.

It is obtained that the thermal conductivity coefficient of nanofluid increases with the nanoparticles size, both under the influence of the magnetic field and without it. Similar behavior was noted earlier for other nanofluids [4]. In absence of magnetic field the addition of nanoparticles with 50 nm average size to water increases the thermal conductivity by 8% in comparison with the thermal conductivity coefficient of water, and nanoparticles of 100 nm size increase by 13%. Increment becomes larger with the application of magnetic field. The thermal conductivity of nanofluid with nanoparticles of size 50 nm at low magnetic field intensity is 70% higher than the thermal conductivity of water, and 11% with 100 nm nanoparticles. In a magnetic field intensity created by two magnets, the growth is 2.27 times for fine nanoparticles (50 nm) and 3.28 times for large nanoparticles (100 nm). Thus, it was shown for the first time that the thermal conductivity coefficient of nanofluid intensifies with an increase particle size under the influence of the magnetic field.

The temperature dependence of the thermal conductivity of nanofluid in a magnetic field is studied. The investigation was carried out for Fe_3O_4 nanoparticles (50 nm). The range of the investigated temperatures is 25-50°C. The dependence of the relative thermal conductivity coefficient of nanofluid on temperature is obtained (see figure 4): the relative thermal conductivity coefficient of a nanofluid without a magnetic field is 1.08 at a temperature of 25°C, it increases linearly with temperature rise and reaches a value of 1.15 at 50°C.

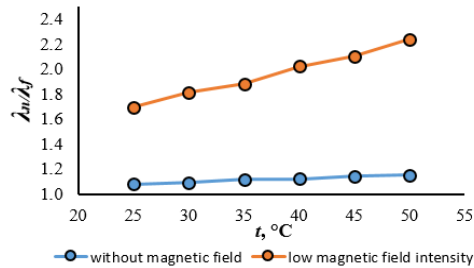


Fig. 4. Dependence of the relative thermal conductivity coefficient of nanofluid on temperature.

The magnetic field effect on temperature dependence of thermal conductivity of magnetic nanofluid is studied. It is shown that the magnetic field effect on thermal conductivity of magnetic nanofluid increases with temperature rise of nanofluid. It should be noted that in [2, 6] it was shown that with increasing temperature, the coefficient of thermal conductivity decreases.

4 Conclusions

The thermal conductivity of magnetic nanofluids in a constant magnetic field is investigated. The concentration dependence of the thermal conductivity coefficient of magnetic fluids based on water and iron oxide nanoparticles Fe_3O_4 in a constant magnetic field is obtained. The dependence of thermal conductivity coefficient of nanofluids on the nanoparticles size in a magnetic field is obtained. As a result of measurements the thermal conductivity of magnetic nanofluid is increased under the influence of magnetic field. The thermal conductivity of magnetic nanofluid intensifies with increase of magnetic field intensity (see figure 3).

The magnetic field effect on temperature dependence of thermal conductivity of magnetic nanofluid is studied. It is shown that the magnetic field effect on thermal conductivity of magnetic nanofluid increases with temperature rise of nanofluid (see figure 4).

The current work is performed at partial support of the projects funded by the Russian Foundation for Basic Research and Krasnoyarsk Regional Fund for Support of Scientific and Scientific-Technical Activities (Contract No. 16-48-243061).

References

1. J. Philip, P.D. Shima, B. Raj, *Appl. Phys. Lett.* **91**, 203108 (2007).
2. A. Gavili, F. Zabihi, T.D. Isfahani, Sabbaghzadeh, *J. Exp. Therm. Fluid Sci.* **41**, 94 (2012).
3. A.V. Minakov, M.I. Pryazhnikov, V.Ya. Rudyak, D.V. Guzei, A.S. Lobasov, *J. Eng. Phys. Thermophys.* **88**, 149 (2015).
4. M. Pryazhnikov, A. Minakov, V. Rudyak, D. Guzei, *Int. J. Heat Mass Transfer.* **104**, 1275 (2017).
5. C.L. Altan, A. Elkatmis, M. Yüksel, N. Aslan, S. Bucak, *J. App. Phys.* **110**, 093917 (2011).
6. A. Karimi, M. Goharkhah, M. Ashjaee, M.B. Shafii, *Int. J. Thermophys.* **36** 2720 (2015).