

# Photocatalytic Study of New Immobilized TiO<sub>2</sub> Technique Towards Degradation of Reactive Red 4 Dye

S. K. Ain<sup>1,2,a</sup>, M. S. Azami<sup>1,2</sup>, R. Zaharudin<sup>1,2</sup>, F. Bakar<sup>1,2</sup> and W. I. Nawawi<sup>2</sup>

<sup>1</sup>Faculty of Applied Sciences, Universiti Teknologi MARA, 40450 Shah Alam, Selangor, Malaysia

<sup>2</sup>Faculty of Applied Sciences, Universiti Teknologi MARA, 02600 Arau, Perlis, Malaysia

**Abstract.** The study on TiO<sub>2</sub> for wastewater remediation has gained interest among researchers. However, the application of this photocatalyst is limited due to non-recyclability of conventional TiO<sub>2</sub>. Thus, immobilization technique has been developed to solve this issue. Hence, a comparison study between two types of immobilized photocatalysts namely titanium dioxide (TiO<sub>2</sub>) and TiO<sub>2</sub> mixed with polyvinyl alcohol (PVA) has been conducted in this work to observe the significant effect of PVA polymer in photocatalysis reaction of reactive red 4 (RR4) dye. Double sided adhesive tape (DSAT) was used as thin layer binder in this immobilization system. The result shows that the photocatalytic performance of TiO<sub>2</sub>-PVA/DSAT was higher than that of TiO<sub>2</sub>/DSAT under both normal UV and visible light irradiations due to the conjugated unsaturated polymer from PVA serve as electron donor for TiO<sub>2</sub> thus increase the photocatalysis process. Besides, TiO<sub>2</sub>-PVA/DSAT was also found to possess much better adhesion strength to the support material compared to TiO<sub>2</sub>/DSAT. Based on the findings, this TiO<sub>2</sub> immobilization system is expected to be beneficial in the industrial wastewater treatment. Thus, further study to improve the photocatalytic activity of this immobilized TiO<sub>2</sub> will be in our future work.

## 1 Introduction

Advanced oxidation processes (AOPs) have seen to be growing interest recently. The practical application of AOPs is commercially known as photocatalysis. Titanium dioxide (TiO<sub>2</sub>) is the best known photocatalyst and has been employed in almost studies. Immobilization of TiO<sub>2</sub> has been introduced to replace the existing suspension system. This is due to the main drawback from the suspension system that is formation of sludge which requires further purification steps thus resulting in difficulties to recycle the photocatalyst. Since past decades, researchers have taken various approaches to modify the TiO<sub>2</sub> for a better performance of photocatalysis reaction. Thus, many different methods that have been developed to prepare the immobilized TiO<sub>2</sub>.

Adding polymer as matrices has been widely used by researchers in immobilized TiO<sub>2</sub> preparation to produce photocatalyst with better strength, adsorption capability and surface morphology. Some examples of the widely used polymers are polyvinyl chloride (PVC) [1], polyethylene glycol (PEG) [2] and polyvinyl alcohol (PVA) [3]. Under certain state, polymers with carboxyl or hydroxyl groups particularly, will bond chemically with the hydroxyl groups on the surface of TiO<sub>2</sub>.

---

<sup>a</sup> Corresponding author : [ain.syazwani@hotmail.com](mailto:ain.syazwani@hotmail.com)

PVA which possess good film-forming ability is a hydrophilic polymer and potentially useful in immobilization of  $\text{TiO}_2$  [4-6]. Its low market price is another factor that many researchers employed this polymer in their work. Yang et al. [7] prepare C-PVA/ $\text{TiO}_2$  composites by calcinating the mixture of  $\text{TiO}_2$  sol and C-PVA solution for photocatalytic degradation of rhodamine B. Meanwhile, H-PVA/ $\text{TiO}_2$  composite was synthesized by Song et al. [8] under sol-gel and thermal treatment process with tetrabutyl titanate as titanium source.

In this paper, a comparison study between two types of immobilized photocatalyst which were  $\text{TiO}_2$ /DSAT and  $\text{TiO}_2$ -PVA/DSAT has been carried out successfully. The photocatalytic activities of both photocatalysts were investigated by studying the degradation of reactive red 4 (RR4) dye under two different light sources namely normal and visible light. Besides, the adhesion strength of the photocatalysts was also compared through sonication procedure.

## 2 Experimental

### 2.1 Materials

$\text{TiO}_2$  powder used (P25, 20% rutile and 80% anatase) was supplied by Evonic-Aeroxide. PVA was provided by R&M Chemicals. The model pollutant used was Reactive red 4 (RR4) dye which was purchased from Sigma-Aldrich. Deionized water was used to prepare all experimental solutions throughout this study.

### 2.2 Fabrication of immobilized $\text{TiO}_2$ /DSAT and $\text{TiO}_2$ -PVA/DSAT plates

The  $\text{TiO}_2$  coating formulation was prepared by mixing  $\text{TiO}_2$  with water while the  $\text{TiO}_2$ -PVA coating formulation was prepared by adding a specific amount of PVA solution into the  $\text{TiO}_2$  formulation. Clean glass plates (130 mm  $\times$  50 mm) were prepared as support material to immobilize both photocatalyst formulations by brush-coating method. DSAT was stuck onto one side of the plates to cover an area of 65 mm  $\times$  47 mm prior to coating. The plates were each coated with fixed amount of both immobilize photocatalysts.

### 2.3 Photocatalytic study

A custom made glass cell with dimension of 50 mm  $\times$  10 mm  $\times$  80 mm (L  $\times$  B  $\times$  H) was used as a container to fill in 20 mL of the 200 mg L<sup>-1</sup> RR4 sample together with the coated plate. An aerator made from aquarium pump model NS 7200 was connected to the glass cell via PVC tubing and a glass Pasteur pipette to supply oxygen and bubbles constantly throughout the experiment. The plate was placed inside the cell. A 55 W Qusun E27, 6400K fluorescent lamp was used to irradiate the normal light source on to the plate. Hoya ultraviolet (UV) filter was used to the normal light to get visible light source. Samples of the irradiated solutions were taken at every 15 min interval to determine their concentration by using HACH DR1900 ultraviolet-visible (UV-vis) spectrophotometer.

### 2.4 Immobilized $\text{TiO}_2$ /PVA adhesion strength test

To test the adhesion strength of the immobilized  $\text{TiO}_2$ /PVA, the plate was sonicated for 30 seconds with Cress Ultrasonic, Model 4HT-1014-6. The sonicated plate was then taken out after every 5 seconds interval and its weight was recorded. The differences of weight before and after every 5 seconds intervals for up to 30 seconds sonication of the catalyst were measured in order to evaluate the percentage of the catalyst particles adhered onto the surface of the glass plates.

### 3 Results and Discussion

#### 3.1 Effect of light sources

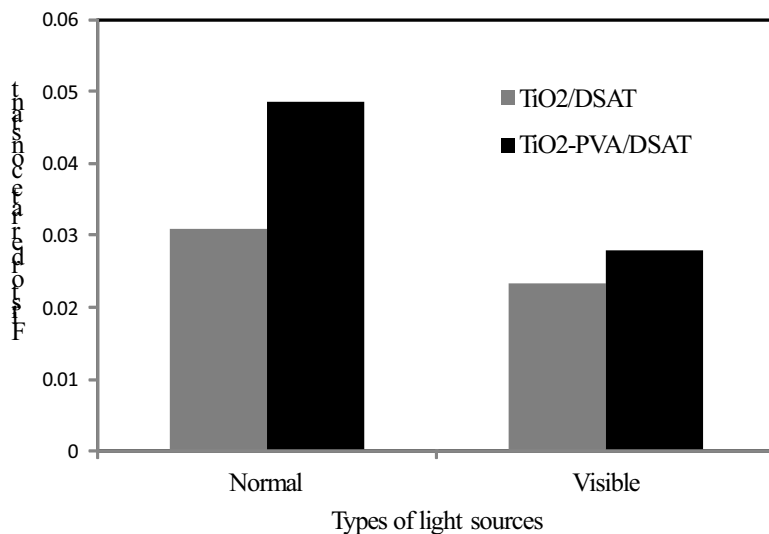
Figure 1 shows the comparison between photocatalytic activity of TiO<sub>2</sub>-PVA/DSAT and TiO<sub>2</sub>/DSAT when irradiate under normal and visible light. Photocatalytic efficiency of TiO<sub>2</sub>-PVA/DSAT was found to be greater than TiO<sub>2</sub>/DSAT under normal light irradiation with first order rate constant was ca. 0.0485 and 0.0309 min<sup>-1</sup> respectively. Meanwhile, TiO<sub>2</sub>-PVA/DSAT shows a more active visible light photocatalysis towards the degradation of RR4. Both types of immobilized photocatalysts are able to degrade RR4 under visible light rather great with 26% and 16% of RR4 colour remaining for TiO<sub>2</sub>/DSAT and TiO<sub>2</sub>-PVA/DSAT.

This happened due to the RR4 self-sensitization feature and the adsorption properties of the TiO<sub>2</sub> itself since other researchers reported certain kind of dyes may become a sensitizer during the photodegradation and the process could happened under visible light even the bandgap energy of the involved photocatalyst is higher than 3.0 eV [9-10]. Hence, photodegradation study using other pollutants is compulsory.

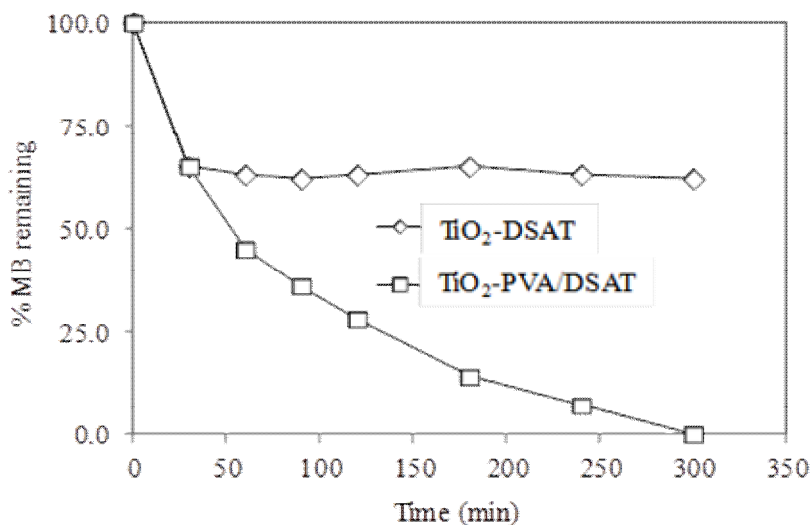
Methylene blue (MB) dye is used as a model pollutant to affirm the photoactivity of TiO<sub>2</sub>/DSAT and TiO<sub>2</sub>-PVA/DSAT sample under visible light. Figure 2 shows the photodegradation of 36 mg L<sup>-1</sup> MB using TiO<sub>2</sub>/DSAT and TiO<sub>2</sub>-PVA/DSAT under visible light. As expected, no photocatalytic degradation of MB observed under TiO<sub>2</sub>/DSAT since the bandgap energy of pristine TiO<sub>2</sub> sample is insufficient for energy from visible light to activate an excitation of electron hole pair.

In contrary, photodegradation activity was observed under under TiO<sub>2</sub>-PVA/DSAT with complete decolorization were recorded at 300 minutes, it was clearly proven that TiO<sub>2</sub>-PVA/DSAT sample is active under visible light irradiation. The conjugated unsaturated structure of PVA might be the main reason for the activity of the immobilized TiO<sub>2</sub>-PVA/DSAT under visible light.

The mechanism is similar with the photosensitized mechanism of the dye sample towards TiO<sub>2</sub> under visible light. Visible light will cause the excitation of the sensitizer molecules adsorbed onto the surface of TiO<sub>2</sub> while consequently excite electrons to the conduction band (CB) of TiO<sub>2</sub>. Electrons will be transferred from the sensitizer to the electron acceptor substrate present on TiO<sub>2</sub> surface by the CB which acts as a media while the valence band (VB) will remains unaffected in a standard photosensitization process. The visible light activity of the immobilized polymer/TiO<sub>2</sub> sample happens due to series of chain reactions that will be formed by the excited electrons in CB of TiO<sub>2</sub>.



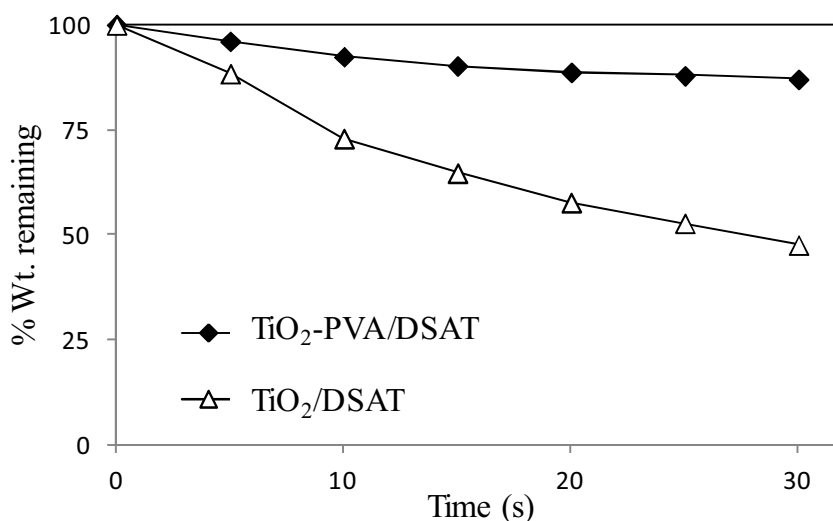
**Figure 1.** First order rate constant for immobilized TiO<sub>2</sub>-PVA/DSAT and TiO<sub>2</sub>/DSAT under normal and visible light.



**Figure 2.** Decolorization of 36 mg L<sup>-1</sup> MB dye using immobilized TiO<sub>2</sub>-DSAT and TiO<sub>2</sub>-PVA/DSAT under visible irradiation.

### 3.2 Adhesion strength test

This test identifies the adhesion strength of the immobilized TiO<sub>2</sub>-PVA/DSAT and TiO<sub>2</sub>/DSAT onto the support material. Figure 3 shows percentage of each photocatalyst weight remained after 30 seconds of sonication. Immobilized TiO<sub>2</sub>-PVA/DSAT shows much better adhesion strength towards the glass plate compared to the TiO<sub>2</sub>/DSAT. There is still as much as 87% of catalyst remaining for immobilized TiO<sub>2</sub>-PVA/DSAT while only 47% catalyst left on TiO<sub>2</sub>/DSAT after sonication. This was due to the significant effect of PVA that binds well chemically with TiO<sub>2</sub> matrices which results in stronger adhesion strength toward the support material. Since there is no binder present in immobilized TiO<sub>2</sub>/DSAT, a great amount of its photocatalyst was removed during sonication.



**Figure 3.** Percentage of immobilized TiO<sub>2</sub>-PVA/DSAT and TiO<sub>2</sub>/DSAT weight remained after sonication.

## 4 Conclusion

Photocatalytic efficiency of immobilized TiO<sub>2</sub>-PVA/DSAT and TiO<sub>2</sub>/DSAT has been successfully carried out under normal and visible light with RR4 as the model pollutant. It was found that photocatalytic activity of immobilized TiO<sub>2</sub>-PVA/DSAT was not affected by different light sources. When test under ultrasonication, the adhesion of immobilized TiO<sub>2</sub>-PVA/DSAT was a lot better than TiO<sub>2</sub>/DSAT towards the support material. Thus, this polymer bound immobilized TiO<sub>2</sub> photocatalyst was expected to be employed for industrial application for its durability. The study towards improvement of TiO<sub>2</sub>-PVA/DSAT immobilized photocatalyst will be further investigated.

## References

- [1] S. Cho and W. Choi, Solid-phase photocatalytic degradation of PVC–TiO<sub>2</sub> polymer composites, *J. Photochem. Photobiol. A*, **143**, 221–228, (2001).
- [2] Y. Zhang, C. Han, G. Zhang, D.D. Dionysiou and M.N. Nadagouda, PEG-assisted synthesis of crystal TiO<sub>2</sub> nanowires with high specific surface area for enhanced photocatalytic degradation of atrazine, *Chem. Eng. J.*, **268**, 170–179, (2015).
- [3] M. Ren, F. Frimmel and G. Abbt-Braun, Multi-cycle photocatalytic degradation of bezafibrate by a cast polyvinyl alcohol/titanium dioxide (PVA/TiO<sub>2</sub>) hybrid film, *J. Mol. Catal. A: Chem.*, **400**, 42–48, (2015).
- [4] C.C. Yang, S.J. Chiu, K.T. Lee, W.C. Chien, C.T. Lin and C.A. Huang, Study of poly(vinyl alcohol)/titanium oxide composite polymer membranes and their application on alkaline direct alcohol fuel cell, *J. Power Sources*, **184**, 44–51, (2008).
- [5] B. Bolto, T. Tran, M. Hoang and Z.L. Xie, Crosslinked poly(vinyl alcohol) membranes, *Prog. Polym. Sci.*, **34**, 969–981, (2009).
- [6] C.C. Yang, Synthesis and characterization of the cross-linked PVA/TiO<sub>2</sub> composite polymer membrane for alkaline DMFC, *J. Membr. Sci.*, **288**, 51–60, (2007).
- [7] H. Yang, J. Zhang, Y. Song, S. Xu, L. Jiang and Y. Dan, Visible light photocatalytic activity of C-PVA/TiO<sub>2</sub> composites for degrading rhodamine B, *Appl. Surf. Sci.*, **324**, 645–651, (2015).
- [8] Y. Song, J. Zhang, H. Yang, S. Xu, L. Jiang and Y. Dan, Preparation and visible light-induced photocatalytic activity of H-PVA/TiO<sub>2</sub> composite loaded on glass via sol–gel method, *Appl. Surf. Sci.*, **292**, 978–985, (2014).
- [9] L. Xiangzhong, Z. Wei and Z. Jincai, Visible light-sensitized semiconductor photocatalytic, *J. Sci. China*, **45**, 421–425, (2002).
- [10] R. Malka, P. Sagi and P. Yaron, Using dyes for evaluating photocatalytic properties: A critical review, *Molecules*, **20**, 88–110, (2015).